

## Microsoft Windows 8.1 Create a bzip2 compression

This presentation shows installing the 7zip program, downloading some files, creating a bzip2 compression, and verifying the compression type.

Preuss

3/24/2015



Recycle Bin

The presentation logs on to Windows 8.1.



- Home
- 7z Format
- LZMA SDK
- Download
- FAQ
- Support
- Links

## 7-Zip

7-Zip is a file archiver with a high compression ratio.

### Download 7-Zip 9.20 (2010-11-18) for Windows:

Link	Type	Windows	Size
<a href="#">Download</a>	.exe	32-bit x86	1 MB
<a href="#">Download</a>	.msi	64-bit x64	1 MB

### Download 7-Zip 9.38 beta (2015-01-03) for Windows:

Type	Windows	Size
.exe	32-bit x86	1 MB
.msi	64-bit x64	1 MB

## License

7-Zip is a **free source** software. Most of the source code is under **GPL** license. The unRAR code is under a mixed license: **unRAR** restrictions. Check license information here: [License](#).

You can use 7-Zip on any computer, including a computer in a commercial organization. You don't need to register or pay for 7-Zip.

## The main features of 7-Zip

- High compression ratio in [7z format](#) with **LZMA** and **LZMA2** compression
- Supported formats:
  - Packing / unpacking: 7z, XZ, BZIP2, GZIP, TAR, ZIP and WIM

7-Zip 9.38 beta	2015-01-03
<a href="#">7-Zip 9.38 beta</a>	
7-Zip 9.36 beta	2014-12-26
<a href="#">7-Zip 9.36 beta</a>	
7-Zip 9.22 beta	2011-04-18
<a href="#">7-Zip 9.22 beta</a>	
7-Zip 9.20	2010-11-18
<a href="#">History of 7-zip changes</a>	

The presentation is using a 64 bit version of Windows. The presentation downloads the .msi file for 64 bit Windows. The presentation avoids beta versions for lab projects.



Downloads

File Home Share View

← → This PC > Downloads Search Downloads

Name	Date modified	Type	Size
7z920-x64.msi	3/24/2015 3:34 PM	Windows Installer ...	1,345 KB

1 item

The presentation double clicks on the 7zip installer.



Application Tools Downloads

File Home Share View Manage

This PC Downloads

Search Downloads

### 7-Zip 9.20 (x64 edition) Setup

Welcome to the 7-Zip 9.20 (x64 edition) Setup Wizard

The Setup Wizard will install 7-Zip 9.20 (x64 edition) on your computer. Click Next to continue or Cancel to exit the Setup Wizard.

Back Next Cancel

1 item | 1 item selected 1.31 MB

The presentation reads the screen and selects next.



Application Tools Downloads

File Home Share View Manage

This PC > Downloads

Search Downloads

### 7-Zip 9.20 (x64 edition) Setup

#### End-User License Agreement

Please read the following license agreement carefully

7-Zip Copyright (C) 1999-2010 Igor Pavlov.

Licenses for files are:

- 1) 7z.dll : GNU LGPL + unRAR restriction
- 2) All other files: GNU LGPL

The GNU LGPL + unRAR restriction means that you must follow GNU LGPL rules and unRAR restriction rules.

I accept the terms in the License Agreement

Back Next Cancel

The presentation reads the EULA (end user license agreement) and puts a check in the box.

The presentation selects next to continue.



Application Tools Downloads

File Home Share View Manage

This PC Downloads

Search Downloads

7-Zip 9.20 (x64 edition) Setup

**Custom Setup**  
Select the way you want features to be installed.

Click the icons in the tree below to change the way features will be installed.

- 7-Zip
  - Program files
  - Localization files

The complete package.

This feature requires 0KB on your hard drive. It has 2 of 2 subfeatures selected. The subfeatures require 4689KB on y...

Location: C:\Program Files\7-Zip\ [Browse...]

Reset Disk Usage Back **Next** Cancel

1 item | 1 item selected 1.31 MB

The presentation makes no changes and selects next.



Application Tools Downloads

File Home Share View Manage

This PC Downloads

Search Downloads

7-Zip 9.20 (x64 edition) Setup

**Ready to Install**  
The Setup Wizard is ready to begin

Click Install to begin the installation. If you want to review or change any of your installation settings, click Back. Click Cancel to exit the wizard.

Back Install Cancel

1 item | 1 item selected 1.31 MB

The presentation reads the screen and selects next.





Downloads

File Home Share View

This PC > Downloads

Search Downloads

7-Zip 9.20 (x64 edition) Setup

Completing the 7-Zip 9.20 (x64 edition) Setup Wizard

Click the Finish button to exit the Setup Wizard.

Back Finish Cancel

1 item

File name	Size
...ler ...	1,345 KB

The presentation selects finish to end the installation phase.

**User Account Control**

Do you want to allow the following program from an unknown publisher to make changes to this computer?

Program name: C:\Users\Tim\Downloads\7z920-x64.msi  
Publisher: **Unknown**  
File origin: Hard drive on this computer

Show details [Yes] [No]

[Change when the notifications appear](#)

The presentation selects Yes to allow the program to install.

# Apps by name

7-Zip



7-Zip File Manager

NEW



7-Zip Help

The presentation sees  
7zip is installed.



Remote Desktop Connection



XPS Viewer



Default Programs



Snipping Tool



Windows Ease of Access



File Explorer



Sound Recorder



Magnifier



Help and Support



Steps Recorder



Narrator



Run



Sticky Notes



On-Screen Keyboard



Task Manager



Windows Fax and Scan



Windows Speech Recognition



This PC



Windows Journal



Windows System



Windows Defender



Windows Media Player



Command Prompt



Windows Easy Transfer



Paint



WordPad



Control Panel



Windows PowerShell





Recycle Bin

## Informatics CSCI 1110

These are the class materials for Mr. Preuss class at MSCTC Moorhead.

[Download the class syllabus](#)

[Download the class schedule and assignment schedule](#)

[Download the iCalendar file for this class](#)

[Lab01](#)

[Lab02](#)

[Lab03](#)

[Lab04](#)

[Lab05](#)

[Lab06](#)

[Lab07](#)

[Lab08](#)

[Lab09](#)

[Lab10](#)

[Examples Link](#)

The presentation goes to a web site to download some files.



http://brazil.minnesota.edu/csci1110/csci1110.html

### Informatics CSCI 1110

These are the class materials for Mr. Preuss class at MSCTC Moorhead.

[Download the class syllabus](#)

[Download the class schedule and assignment schedule](#)

[Download the iCalendar file for this class](#)

[La](#)

[La](#)

[La](#)

[La](#)

[La](#)

[La](#)

[La](#)

[La](#)

[La](#)

[La](#)

[Ex](#)

- Open
- Open in new tab
- Open in new window
- Save target as...
- Print target
- Cut
- Copy
- Copy shortcut
- Paste
- E-mail with Windows Live
- Translate with Bing
- All Accelerators
- Inspect element
- Add to favorites...
- Properties

The presentation right clicks on a file and selects save target as ... This will download the file to the local system.

# Apps by name

- Help+Tips
- Internet Explorer
- Mail
- Maps
- Music
- News
- PC settings
- People
- Photos
- Reader
- Reading List
- Scan
- SkyDrive
- Skype
- Sound Recorder
- Sports
- Store
- Travel
- Video
- Weather
- 7-Zip
- 7-Zip File Manager **NEW**
- 7-Zip H
- Remote Connection
- Snipping Tool
- Sound Recorder
- Steps Recorder
- Sticky Notes
- Windows Scan
- Windows Channel
- Windows Player
- WordPad
- Paint

The presentation opens/starts the 7zip File Manager.



**C:\Users\Tim\Documents\xz\**

File Edit View Favorites Tools Help

+ - ✓ → ➔ ✕ i  
Add Extract Test Copy Move Delete Info

C:\Users\Tim\Documents\xz\

Name	Size	Modified	Created	Packed Size	Comments
1110.xz	499 002	2015-03-24 17:02	2015-03-24 17:02	499 002	
1110I01.pdf	129 161	2015-03-24 15:38	2015-03-24 15:38	129 161	
1110I02.pdf	126 367	2015-03-24 15:38	2015-03-24 15:38	126 367	
1110I03.pdf	79 414	2015-03-24 15:38	2015-03-24 15:38	79 414	
1110I04.pdf	126 974	2015-03-24 15:39	2015-03-24 15:39	126 974	
1110I05.pdf	131 090	2015-03-24 15:39	2015-03-24 15:39	131 090	

1 object(s) selected | 499 002 | 499 002 | 2015-03-24 17:02










The presentation changes the 7-zip folder to the folder with the files to compress.






Player ▾ |  ▾ |  |  |       


Re

C:\Users\Tim\Documents\xz\

File Edit View Favorites Tools Help

        
Add Extract Test Copy Move Delete Info  C:\Users\Tim\Documents\xz\

Name	Size	Modified	Created	Accessed	Attributes	Packed Size	Comments
 1110I01.pdf	129 161			24 15:42	A	129 161	
 1110I02.pdf				24 15:42	A	126 367	
 1110I03.pdf	79 414			24 15:42	A	79 414	
 1110I04.pdf	126 974			24 15:42	A	126 974	
 1110I05.pdf	131 090			24 15:42	A	131 090	



The presentation selects all the files to add to the compression.

The presentation selects the Add button to create the compression.

5 object(s) selected

593 006

129 161

2015-03-24 15:38

5:01 PM  
3/24/2015





File Edit View Favorites

Add Extract Test Copy

C:\Users\Tim\Docu

Name
1110I01.pdf
1110I02.pdf
1110I03.pdf
1110I04.pdf
1110I05.pdf

5 object(s) selected

C:\Users\Tim\Documents\xz\

### Add to Archive

Archive: 1110.xz

Archive format:	7z	Update mode:	Add and replace files
Compression level:	Normal	Options	<input type="checkbox"/> Create SFX archive
Compression method:	LZMA2		<input type="checkbox"/> Compress shared files
Dictionary size:	16 MB	Encryption	Enter password:
Word size:	32		Reenter password:
Solid Block size:	2 GB		<input type="checkbox"/> Show Password
Number of CPU threads:	1 / 1		Encryption method: AES-256
Memory usage for Compressing:	186 MB		<input type="checkbox"/> Encrypt file names
Memory usage for Decompressing:	18 MB		
Split to volumes, bytes:			
Parameters:			

OK Cancel Help

The presentation changes the Add to Archive screen as shown.



File Explorer window: C:\Users\Tim\Documents\xz\

File Explorer menu: File, Edit, View, Favorites, Tools, Help

File Explorer toolbar: Add, Extract, Test, Copy, Move, Delete, Info

Name	Size	Modified	Created	Accessed	Attributes	Packed Size	Comments
1110.xz				2015-03-24 17:02	A	499 002	
1110I01.pdf				2015-03-24 15:42	A	129 161	
1110I02.pdf				2015-03-24 15:42	A	126 367	
1110I03.pdf				2015-03-24 15:42	A	79 414	
1110I04.pdf				2015-03-24 15:42	A	126 974	
1110I05.pdf				2015-03-24 15:42	A	131 090	

5 object(s) selected | 593 006 | 129 161 | 2015-03-24 15:38

The presentation sees the compression is created.



Revealed

C:\Users\Tim\Documents\xz\

File Edit View Favorites Tools Help

Add Extract Test Copy Move Delete Info

C:\Users\Tim\Documents\xz\

Name	Size	Modified	Created	Accessed	Attributes	Packed Size	Comments
1110	499 002	2015-03-24 17:02	2015-03-24 17:02	2015-03-24 17:02	A	499 002	
1110	129 161	2015-03-24 15:42	2015-03-24 15:42	2015-03-24 15:42	A	129 161	
1110	126 367	2015-03-24 15:42	2015-03-24 15:42	2015-03-24 15:42	A	126 367	
1110	79 414	2015-03-24 15:42	2015-03-24 15:42	2015-03-24 15:42	A	79 414	
1110	126 974	2015-03-24 15:42	2015-03-24 15:42	2015-03-24 15:42	A	126 974	
1110	131 090	2015-03-24 15:42	2015-03-24 15:42	2015-03-24 15:42	A	131 090	

1 object(s)

7-Zip

- Open Enter
- Open Inside Ctrl+PgDn
- Open Outside Shift+Enter
- Edit F4
- Rename F2
- Copy To... F5
- Move To... F6
- Delete Del
- Split file...
- Combine files...
- Properties Alt+Enter
- Comment... Ctrl+Z
- Calculate checksum
- Create Folder F7
- Create File Ctrl+N

The presentation right clicks on the file name and selects properties.



7z C:\Users\Tim\Documents\xz\

File Edit View Favorites Tools Help

+ Add - Extract ✓ Test → Copy → Move ✗ Delete ⓘ Info

C:\Users\Tim\Documents\xz\

Name	Size	Modified	Created	Accessed	Attributes	Packed Size	Comments
1110.xz	499 002	2015-03-24				499 002	
1110I01.pdf	129 161	2015-03-24				129 161	
1110I02.pdf	126 367	2015-03-24				126 367	
1110I03.pdf	79 414	2015-03-24				79 414	
1110I04.pdf	126 974	2015-03-24				126 974	
1110I05.pdf	131 090	2015-03-24				131 090	

1 object(s) selected 499 002

1110.xz Properties

General Security Details

1110.xz

Type of file: XZ File (.xz) ← The presentations sees the compress type verification.

Opens with: Pick an app

Location: C:\Users\Tim\Documents

Size: 487 KB (499,002 bytes)

Size on disk: 488 KB (499,712 bytes)

Created: Today, March 24, 2015

Modified: Today, March 24, 2015

Accessed: Today, March 24, 2015

Attributes:  Read-only  Hidden [Advanced...]

[OK] [Cancel] [Apply]