

Windows 10 connecting to mait.minnesota.edu

This presentation makes a Windows 10 system a member computer of mait.minnesota.edu

OS: Windows 10 1809

Preuss

2/5/2019



The presentation logs on to the client machine as administrator.



```
Command Prompt
Microsoft Windows [Version 10.0.17763.253]
(c) 2018 Microsoft Corporation. All rights reserved.

C:\Users\tpreuss>cd Documents

C:\Users\tpreuss\Documents>ping mait.minnesota.edu

Pinging mait.minnesota.edu [2607:f930:1200:ac00:3cbc:47ec:27de:d66f] with 32 bytes of data:
Reply from 2607:f930:1200:ac00:3cbc:47ec:27de:d66f: time=2ms
Reply from 2607:f930:1200:ac00:3cbc:47ec:27de:d66f: time=1ms
Reply from 2607:f930:1200:ac00:3cbc:47ec:27de:d66f: time=1ms
Reply from 2607:f930:1200:ac00:3cbc:47ec:27de:d66f: time=1ms

Ping statistics for 2607:f930:1200:ac00:3cbc:47ec:27de:d66f:
    Packets: Sent = 4, Received = 4, Lost = 0 (0% loss),
    Approximate round trip times in milli-seconds:
        Minimum = 1ms, Maximum = 2ms, Average = 1ms

C:\Users\tpreuss\Documents>
```

The presentation pings "mait.minnesota.edu". If this does not work, then the network connections must be adjusted until this does work.



Recycle Bin

Start menu interface showing:

- Recently added:**
 - Generate a static OpenVPN key
 - OpenVPN GUI
- Most used:**
 - File Explorer
 - Tips
 - Command Prompt
 - Feedback Hub
 - Maps
 - People
- Life at a glance:**
 - Notepad
 - Command Prompt
 - Windows PowerShell ISE
 - Weather: Mostly Sunny, 70° (high) / 41° (low), Washington,...
- Search results (A-Z):**
 - #
 - 3D Viewer
 - A
 - Alarms & Clock
 - C
 - Settings (highlighted with a yellow arrow)


The presentation opens settings on Windows 10 by selecting the "sprocket" icon.




Recycle Bin


Windows Settings


Find a setting

 **System**
Display, sound, notifications, power

 **Phone**
Link your Android, iPhone

 **Personalization**
Background, lock screen, colors

 **Accounts**
Your accounts, email, sync, work, family

 **Time & Language**
Speech, region, date

The presentation selects the "System" option.



Recycle Bin

Settings

Home

Find a setting

System

- Tablet mode
- Multitasking
- Projecting to this PC
- Shared experiences
- Clipboard
- Remote Desktop
- About

About

Your PC is monitored and protected.

- ✓ Virus & Threat Protection
- ✓ Firewall & Network Protection
- ✓ Device performance & Health
- ✓ App & browser control
- ⚠ Account protection
- ✓ Device security

[See details in Windows Security](#)

Device specifications

Device name cptr2272-s2019

Processor (1) i7-4610M CPU @ 3.00GHz

System -40BB-8792-E9BA3D9D8910

9233-AA628

The presentation selects "About" at the bottom of the list.



Recycle Bin

Settings

Home

Find a setting

System

- Tablet mode
- Multitasking
- Projecting to this PC
- Shared experiences
- Clipboard
- Remote Desktop
- About

About

Edition	Windows 10 Pro
Version	1809
Installed on	12/27/2018
OS build	17763.253

[Change product key or upgrade your edition of Windows](#)

[Read the Microsoft Services Agreement that applies to our services](#)

[Read the Microsoft Software License Terms](#)

Related settings

[System info](#)

Have a question

[Get help](#)

Make Windows

[Give us feedback](#)

The presentation selects "System info".





Recycle Bin

System

Control Panel > System and Security > System

Control Panel Home


- Device Manager
- Remote settings
- System protection
- Advanced system settings

View basic information about your computer

Windows edition

Windows 10 Pro

© 2018 Microsoft Corporation. All rights reserved.



System

Processor:	Intel(R) Core(TM) i7-4610M CPU @ 3.00GHz 3.00 GHz
Installed memory (RAM):	4.00 GB
System type:	64-bit Operating System, x64-based processor
Pen and Touch:	No Pen or Touch Input is available for this Display

Computer name, domain, and workgroup settings

Computer name:	cptr2272-s2019
Full computer name:	cptr2272-s2019
Computer description:	
Workgroup:	WORKGROUP

Windows activation

Windows is activated [Read the Microsoft Software License](#)

Product ID: 00330-80182-39233-AA628

See also

[Security and Maintenance](#)

[Change settings](#)

[Change product key](#)

The presentation selects "Change settings" for "Computer name, domain, and workgroup settings".





Recycle Bin

System Properties

Computer Name Hardware Advanced System Protection Remote

Windows uses the following information to identify your computer on the network.

Computer description:
For example: "Kitchen Computer" or "Mary's Computer".

Full computer name: cptr2272-s2019

Workgroup: WORKGROUP

To use a wizard to join a domain or workgroup, click Network ID.

To rename this computer or change its domain or workgroup, click Change.

The presentation selects "Change".



Recycle Bin

System Properties

Computer Name/Domain Changes

You can change the name and the membership of this computer. Changes might affect access to network resources.

Computer name:
cptr2272-s2019

Full computer name:
cptr2272-s2019

Member of

Domain:

Workgroup:
WORKGROUP

OK

OK Cancel Apply

The presentation insures the computer name meets the class requirements.



System Properties

Computer Name/Domain Changes

You can change the name and the membership of this computer. Changes might affect access to network resources.

Computer name:
cptr2272-s2019

Full computer name:
cptr2272-s2019

More...

Member of

Domain:
mait.minnesota.edu

Workgroup:
WORKGROUP

OK

The presentation selects "Domain" and enters "mait.minnesota.edu" in the box below.

The presentation selects "OK" to continue.



Recycle Bin

System Properties

Computer Name/Domain Changes

You can change the name and the membership of this computer.

Windows Security

Computer Name/Domain Changes

Enter the name and password of an account with permission to join the domain.

preuss@mait.minnesota.edu

.....

OK Cancel

OK Cancel

OK Cancel

The presentation enters an OU administrator logon and password to continue.



Recycle Bin

System Properties

Computer Name/Domain Changes

You can change the name and the membership of this computer. Changes might affect access to network resources.

Computer name:
cptr2272-s2019

Full computer name:
cptr2272-s2019

More...

Member of

Domain:
mait.minnesota.edu

Workgroup:
WORKGROUP

OK Cancel

OK Cancel Apply

Computer Name/Domain Changes

Welcome to the mait.minnesota.edu domain.

OK

The presentation selects "OK" to continue.



System Properties

Computer Name/Domain Changes

You can change the name and the membership of this computer. Changes might affect access to network resources.

Computer name:
cptr2272-s2019

Full computer name:
cptr2272-s2019

More...

Member of

Domain:
mait.minnesota.edu

Workgroup:
WORKGROUP

OK Cancel

Computer Name/Domain Changes

i You must restart your computer to apply these changes

Before restarting, save any open files and close all programs.

OK

The presentation selects "OK" to continue.



Recycle Bin

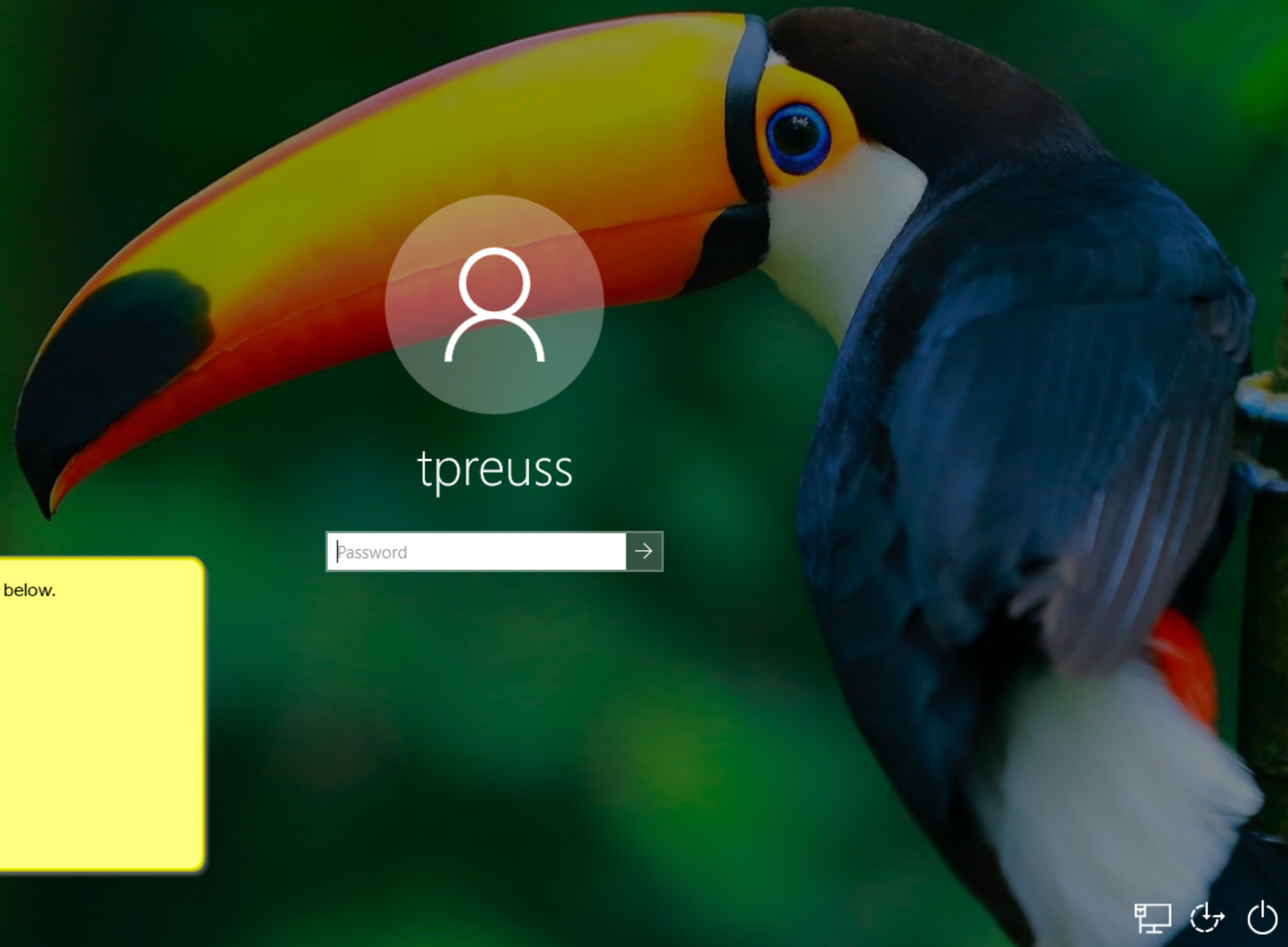
Microsoft Windows ✕

You must restart your computer to apply these changes

Before restarting, save any open files and close all programs.

Restart Now


The presentation selects "Restart Now" to continue.



tpreuss

 →

The presentation selects "Other user" below.

 Other user





Other user


preuss@mait.minnesota.edu

..... →

Sign in to: mait.minnesota.edu

[How do I sign in to another domain?](#)

The presentation enters the UPN and password for an account on mait.minnesota.edu.

 tpreuss

 Other user





Recycle Bin



Microsoft Edge

```
Command Prompt
Microsoft Windows [Version 10.0.17763.253]
(c) 2018 Microsoft Corporation. All rights reserved.
C:\Users\preusszenon>
```

After some time, Windows will finish configuring a new logon. This client machine now connected to the domain.

