

## How to Report Operating System Updates

This shows how to report the successful update configuration and current update status on Windows 7. This will vary with different operating systems.

Preuss

2/21/2013





Recycle Bin



Adobe Reader XI



LibreOffice 3.6



- Notepad
- Command Prompt
- Getting Started
- Connect to a Projector
- Calculator
- Sticky Notes
- Snipping Tool
- Paint
- Remote Desktop Connection
- XPS Viewer
- All Programs

Search programs and files

Shut down

preuss

Documents

Pictures

Music

Computer


Control Panel

Devices and Printers

Default Programs

Help and Support

The example opens the start menu, then selects the Control Panel option. Windows access to the Control Panel is different between versions of Windows.



Control Panel

Search Control Panel

Adjust your computer's settings

View by: **Category**

- Category
- Large icons
- Small icons

**System and Security**  
Review your computer's status  
Back up your computer  
Find and fix problems

**User Accounts and Family Safety**  
Add or remove user accounts  
Set up parental controls for an account

**Appearance and Personalization**

**Network and Sharing Center**  
View network status and troubleshoot  
Choose homegroup settings

**Hardware and Devices**  
View devices and drivers  
Add a device

**Programs**  
Uninstall a program

**Region**  
Change input methods

**Indexing Options**  
Change settings

This is the default look for the Control Panel. The example selects the drop down box under Category as shown. The example selects small icons option.




Control Panel > All Control Panel Items > Search Control Panel

Adjust your computer's settings View by: Small icons

- Action Center
- Administrative Tools
- AutoPlay
- Backup and Restore
- Color Management
- Credential Manager
- Date and Time
- Default Programs
- Desktop Gadgets
- Device Manager
- Ease of Access Center
- Getting Started
- Internet Options
- Mouse
- Parental Controls
- Phone and Modem
- Recovery
- Sound
- System
- User Accounts
- Windows Defender
- Windows Anytime Upgrade
- Windows Firewall
- Windows Update

The example selects the Windows Update icon. The name of this icon differs between versions of Windows.



Control Panel > All Control Panel Items > Windows Update

Search Control Panel

- Control Panel Home
- Check for updates
- Change settings
- View update history
- Restore hidden updates
- Updates: frequently asked questions

**Windows Update**

available

No updates are currently selected.

5 PM

5:55 PM. [View update history](#)

and other products from Microsoft Update


Microsoft Update. [Click here for details.](#)

See also

- Installed Updates
- Windows Anytime Upgrade


The example chooses to Check for updates. The example wants the current list of updates available for this operating system.





Control Panel > All Control Panel Items > Windows Update

### Windows Update



**No important updates available**  
[2 optional updates are available](#) | No updates are currently selected.

Most recent check for updates: Today at 5:29 PM  
 2/13/2013 at 5:55 PM. [View update history](#)  
 For Windows and other products from Microsoft Update

Software from Microsoft Update. [Click here for details.](#)

See also  
[Installed Updates](#)  
[Windows Anytime Upgrade](#)

The example update list is now current. The example chooses the optional updates link to see if the updates are necessary.







Windows Update - Select updates to install

Select the updates you want to install

<input type="checkbox"/>	Name	Size
<b>Optional (2)</b>		
<input type="checkbox"/>	Silverlight (1)	
<input checked="" type="checkbox"/>	Microsoft Silverlight (KB2636927)	12.5 MB
<b>Bing Desktop (1)</b>		
<input type="checkbox"/>	Bing Desktop v1.1	2.0 MB

The example does not need the programs listed, so these do not need to be updated.

**Microsoft Silverlight (KB2636927)**

Microsoft Silverlight is a Web browser plug-in for Windows and Mac OS X that delivers high quality video/audio, animation, and richer Website experiences in popular Web browsers.

**Published:** 5/31/2012

Update is ready for downloading

[More information](#)

[Support information](#)

No updates are selected. [OK] [Cancel]



Control Panel Home

Windows Update

- Check for updates
- Change settings ← **The example chooses to Change Settings. This will allow the example to see the current update settings.**
- View update history
- Restore hidden updates
- Updates: frequently asked questions

See also

- Installed Updates
- Windows Anytime Upgrade

Search Control Panel


No updates are currently selected.

46 PM

5:55 PM. [View update history](#)

s and other products from Microsoft Update

icrosoft Update. [Click here for details.](#)



Windows Update > Change settings

### Choose how Windows can install updates

When your computer is online, Windows can automatically check for important updates and install them using these settings. When new updates are available, you can also install them before shutting down the computer.

[How does automatic updating help me?](#)

**Important updates**

Install updates automatically (recommended)

Install new updates:  at

**Recommended updates**

Give me recommended updates the same way I receive important updates

**Who can install updates**

Allow all users to install updates on this computer

**Microsoft Update**

Give me updates for Microsoft products and check for new optional Microsoft update Windows


**Software notifications**

Show me detailed notifications when new Microsoft software is available

Note: Windows Update might update itself automatically first when checking for other updates. See [privacy statement online](#).

OK Cancel

These are the update settings for the example system. No changes are necessary for the example system.



Control Panel > All Control Panel Items > Windows Update

### Windows Update

- Control Panel Home
- Check for updates
- Change settings
- View update history**
- Restore hidden updates
- Updates: frequently asked questions

No updates are currently selected.

5 PM. [View update history](#)

and other products from Microsoft Update

soft Update. [Click here for details.](#)

See also

- Installed Updates
- Windows Anytime Upgrade

The example chooses to View update history. This allows the example to see a list of updates and installation dates of updates.



Recycle Bin



Adobe Reader XI



LibreOffice 3.6



Mozilla Firefox



Mozilla Thunderbird

Review your update history

Check the Status column to ensure all important updates were successful. To remove an update, see [Installed Updates](#).

[Troubleshoot problems with installing updates](#)

Name	Status	Importance	Date Installed
Definition Update for Microsoft Security Essentials - KB2310138 (Definition 1.145.209.0)	Successful	Optional	2/21/2013
Definition Update for Microsoft Security Essentials - KB2310138 (Definition 1.145.202.0)	Successful	Optional	2/21/2013
Definition Update for Microsoft Security Essentials - KB2310138 (Definition 1.143.2502.0)	Successful	Optional	2/17/2013
Definition Update for Microsoft Security Essentials - KB2310138 (Definition 1.143.2393.0)	Successful	Optional	2/15/2013
Update for Microsoft Security Essentials - KB2804527 (4.2.223.1)	Successful	Important	2/13/2013
Definition Update for Microsoft Security Essentials - KB2310138 (Definition 1.143.2229.0)	Successful	Optional	2/13/2013
Security Update for Windows 7 for x64-based Systems (KB2799494)	Successful	Important	2/13/2013
Security Update for Microsoft .NET Framework 3.5.1 on Windows 7 and Windows Server 20...	Successful	Important	2/13/2013
Security Update for Windows 7 for x64-based Systems (KB2778344)	Successful	Important	2/13/2013
Windows Malicious Software Removal Tool x64 - February 2013	Successful	Optional	2/13/2013
Security Update for Microsoft .NET Framework 4 on XP, Vista, Windows 7, and Windows Server 2008...	Successful	Important	2/13/2013
Security Update for Internet Explorer 9 for Windows 7 for x64-based Systems (KB2799494)	Successful	Important	2/13/2013
Security Update for Windows 7 for x64-based Systems (KB2799494)	Successful	Important	2/13/2013
Security Update for Windows 7 for x64-based Systems (KB2799494)	Successful	Important	2/13/2013
Cumulative Security Update for Internet Explorer 9 for Windows 7 for x64-based Systems (KB2799494)	Successful	Important	2/13/2013
Definition Update for Microsoft Security Essentials - KB2799494	Successful	Optional	2/13/2013
Definition Update for Microsoft Security Essentials - KB2799494	Successful	Optional	2/11/2013
Definition Update for Microsoft Security Essentials - KB2799494	Successful	Optional	2/7/2013
Definition Update for Microsoft Security Essentials - KB2799494	Successful	Optional	2/5/2013

OK

This is a list of updates installed on the example system.

