In the KDE environment, successfully install a new program on your Linux system. Provide evidence of completing each required step to add a program. Provide evidence the program is successfully installed and operational in the KDE environment.

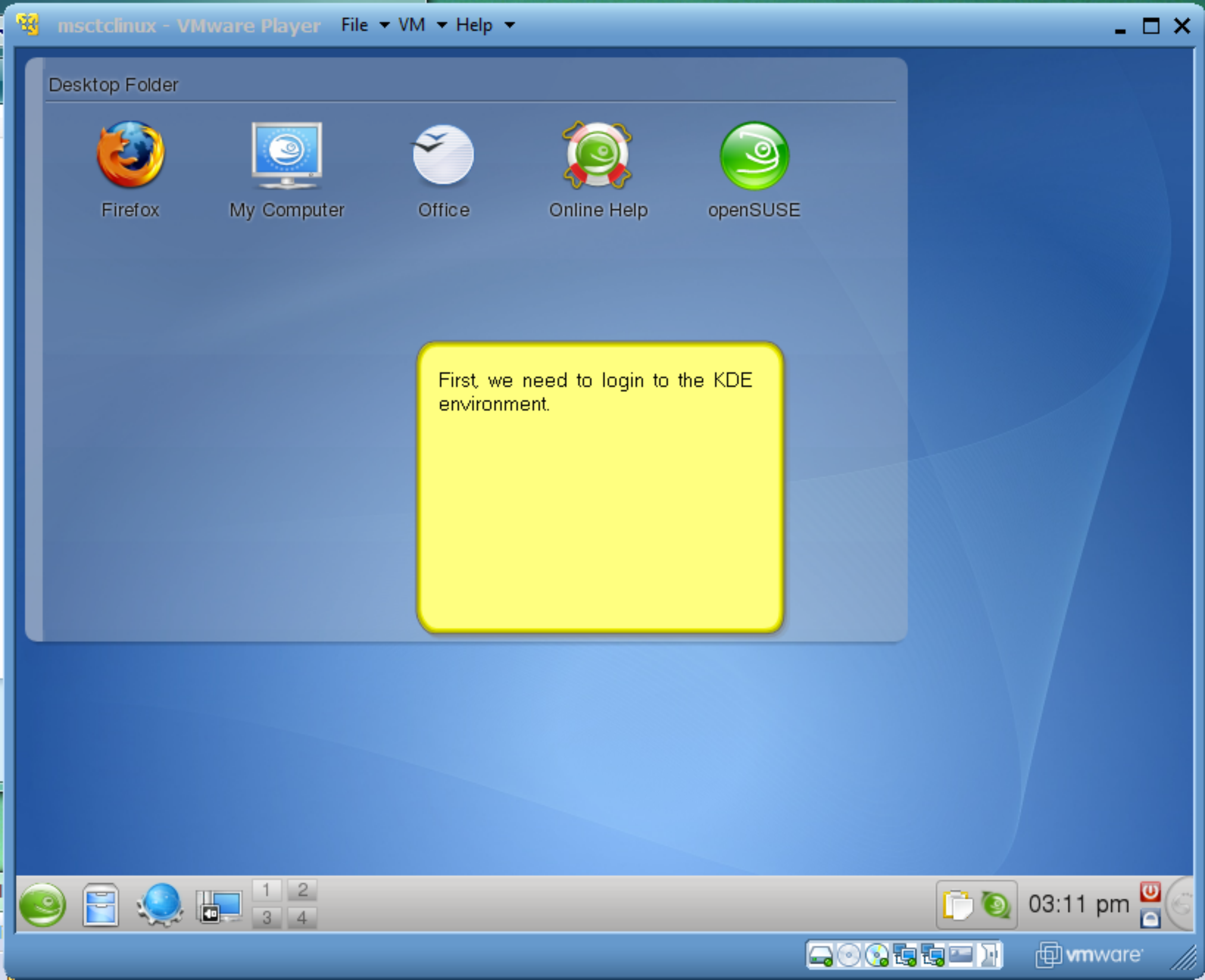
msctclinux - VMware Player
File
VM
Help
Desktop Folder
Firefox
My Computer
Office
Online Help
openSUSE
1
2
3
4
03:11 pm
vmware

First, we need to login to the KDE environment.

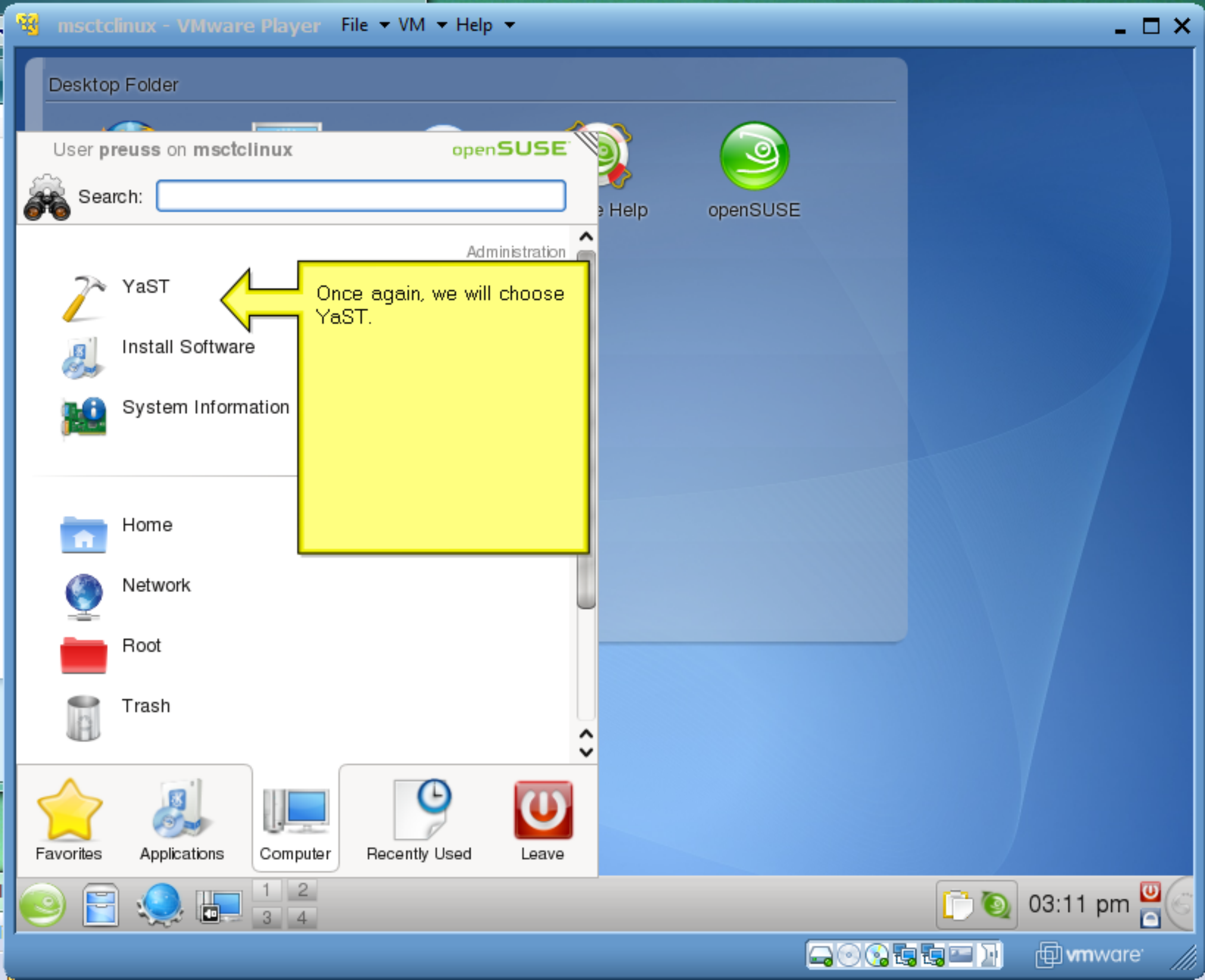
msctclinux - VMware Player
File
VM
Help
Desktop Folder
User preuss on msctclinux
openSUSE
Search:
Administration
YaST
Install Software
System Information
Home
Network
Root
Trash
Help
openSUSE
Favorites
Applications
Computer
Recently Used
Leave
1
2
3
4
03:11 pm
vmware

Once again, we will choose YaST.

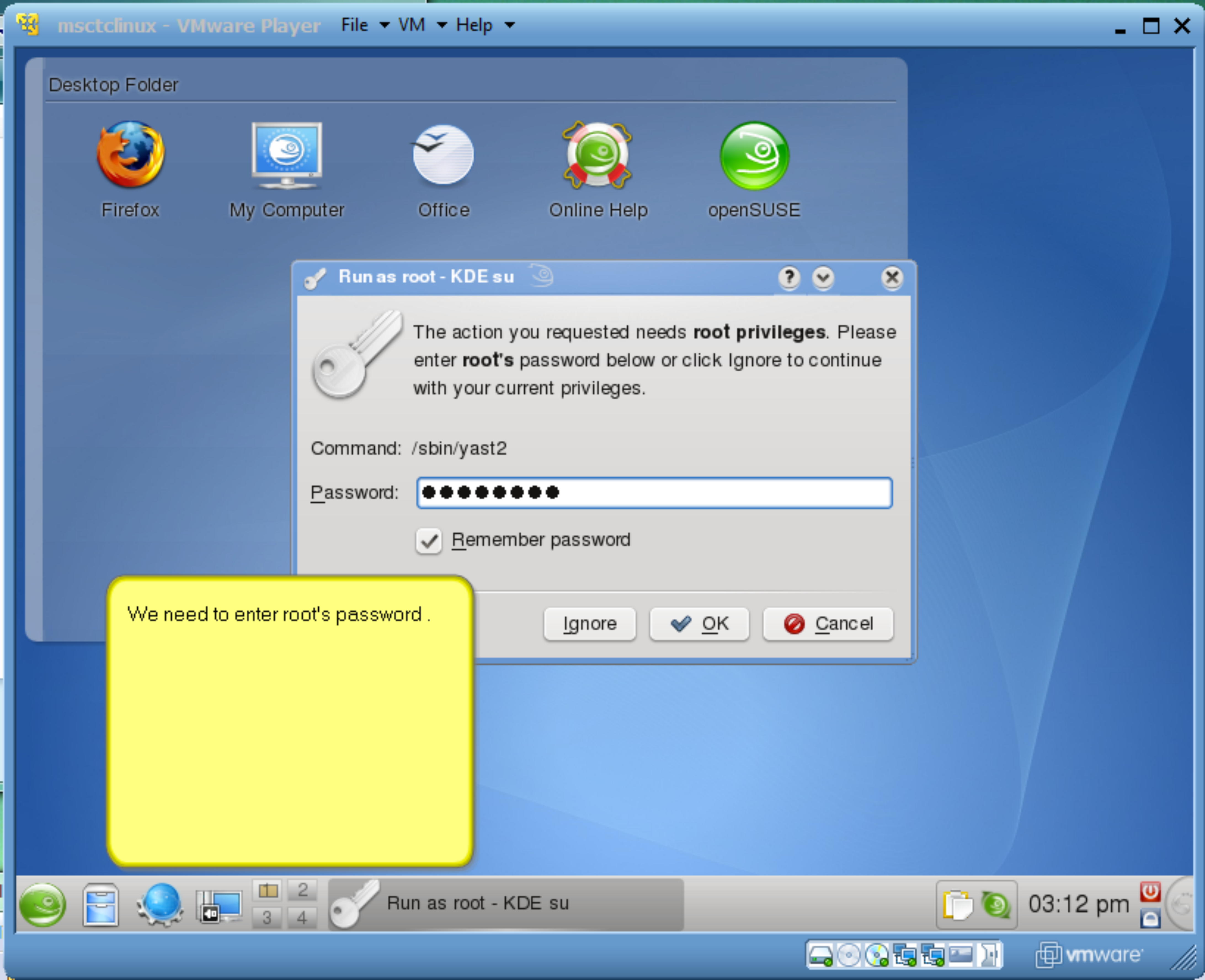
msctclinux - VMware Player
File
VM
Help
Desktop Folder
Firefox
My Computer
Office
Online Help
openSUSE
Run as root - KDE su
Ignore
OK
Cancel
2
3
4
Run as root - KDE su
03:12 pm
vmware

The action you requested needs **root privileges**. Please enter **root's** password below or click Ignore to continue with your current privileges.

Command: /sbin/yast2

Password: ●●●●●●●●●

☑ Remember password

We need to enter root's password .

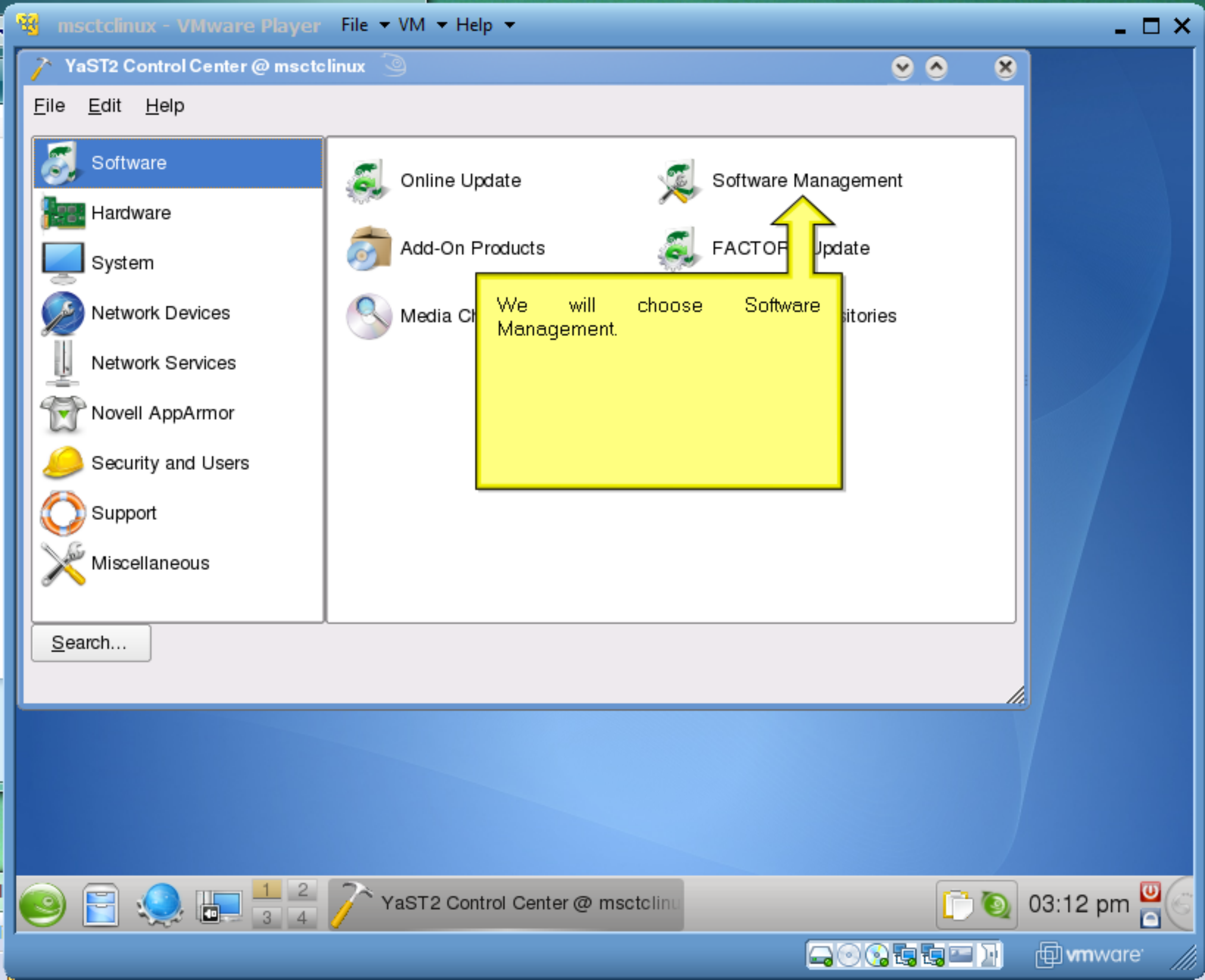
msctclinux - VMware Player
File
VM
Help
YaST2 Control Center @ msctclinux
File
Edit
Help
Software
Hardware
System
Network Devices
Network Services
Novell AppArmor
Security and Users
Support
Miscellaneous
Search...
Online Update
Software Management
Add-On Products
FACTOR Update
Media Ch
sitories
YaST2 Control Center @ msctclinu
03:12 pm
1
2
3
4
vmware

We will choose Software Management.

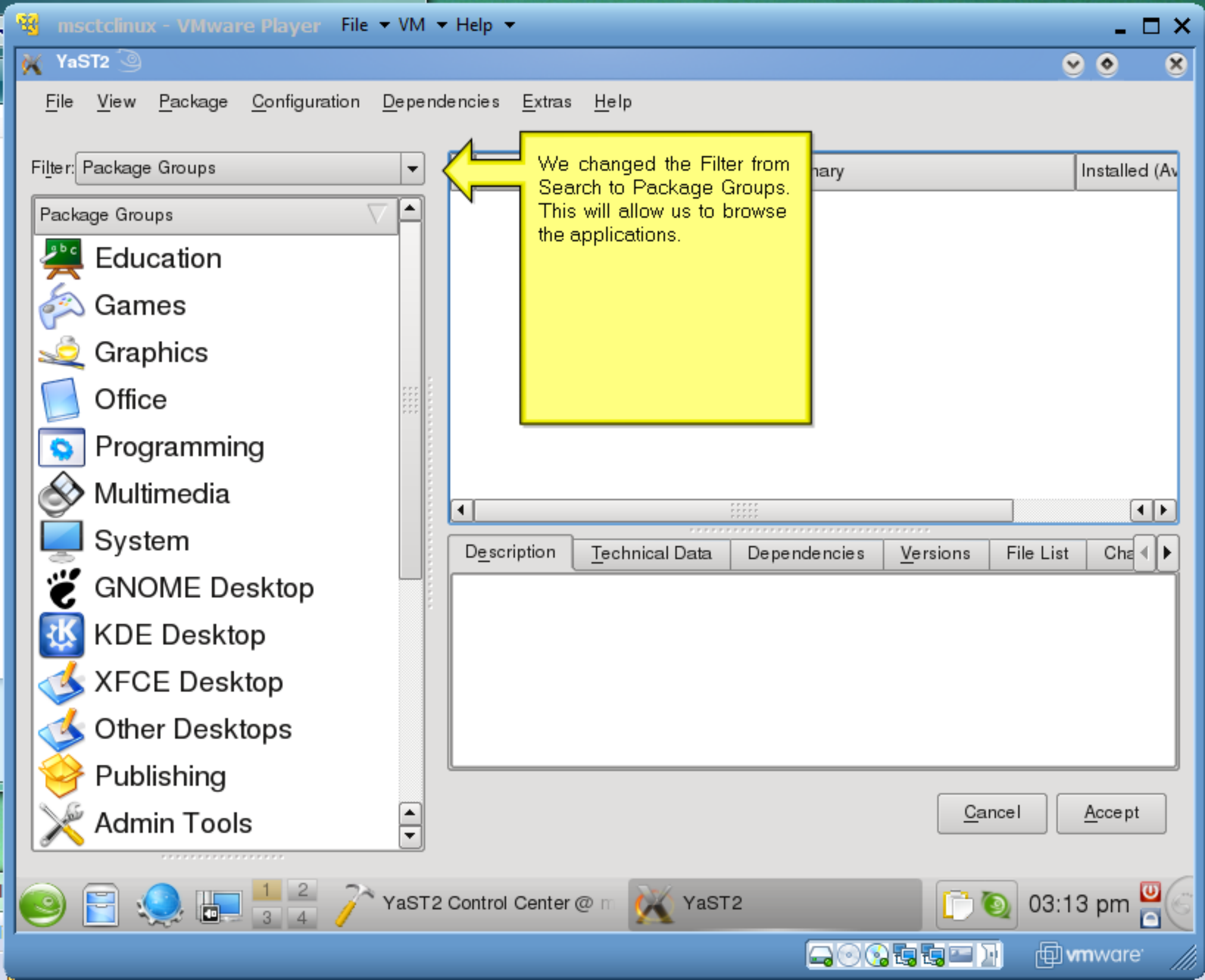
msctclinux - VMware Player
File VM Help
YaST2
File View Package Configuration Dependencies Extras Help
Filter: Package Groups
Package Groups
Education
Games
Graphics
Office
Programming
Multimedia
System
GNOME Desktop
KDE Desktop
XFCE Desktop
Other Desktops
Publishing
Admin Tools
nary
Installed (Av
Description
Technical Data
Dependencies
Versions
File List
Cha
Cancel
Accept
1 2 3 4
YaST2 Control Center @ m
YaST2
03:13 pm
vmware

We changed the Filter from Search to Package Groups. This will allow us to browse the applications.

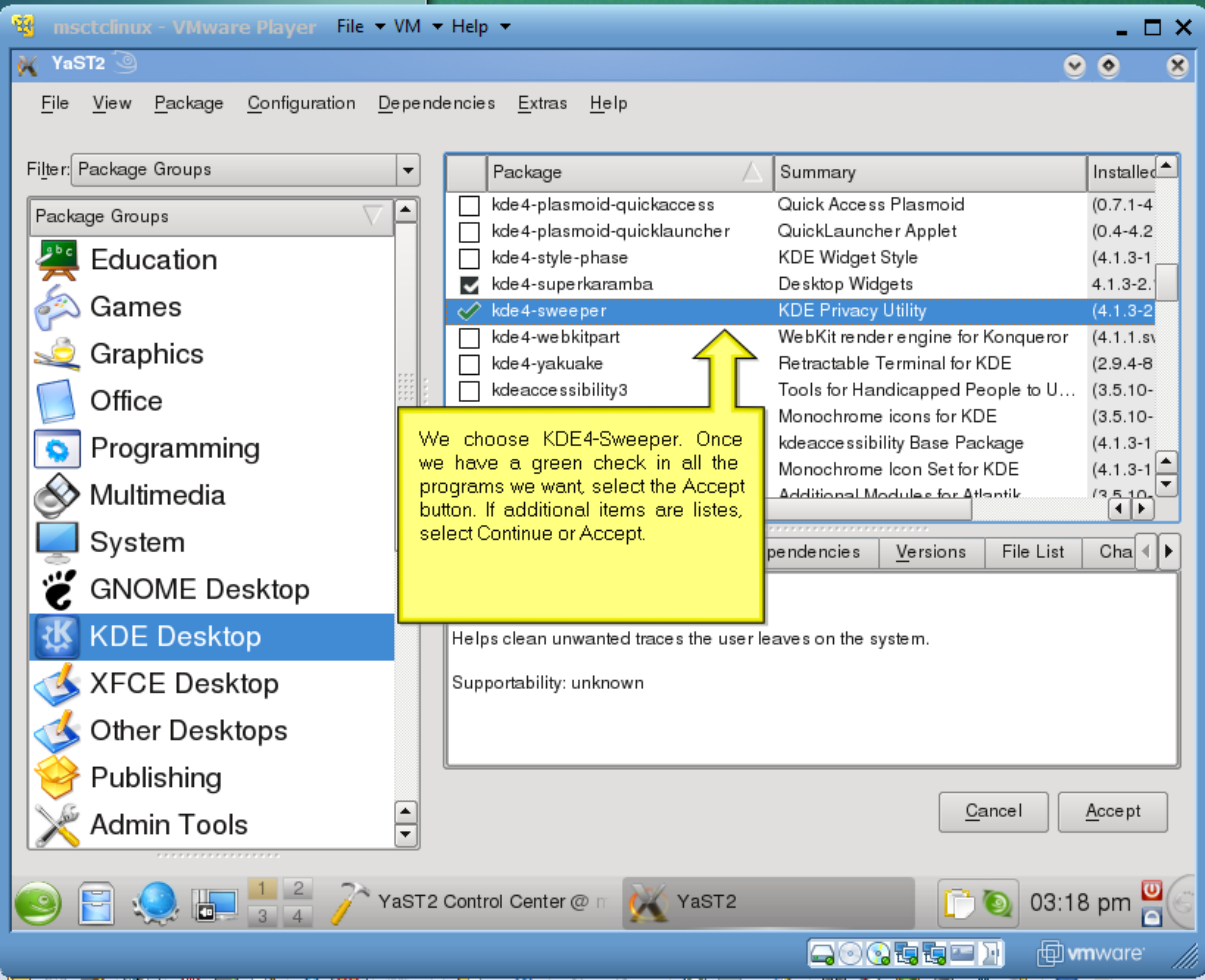
msctclinux - VMware Player
File
VM
Help
YaST2
File
View
Package
Configuration
Dependencies
Extras
Help
Filter: Package Groups
Package Groups
Education
Games
Graphics
Office
Programming
Multimedia
System
GNOME Desktop
KDE Desktop
XFCE Desktop
Other Desktops
Publishing
Admin Tools
pendencies
Versions
File List
Cha
Cancel
Accept
1
2
3
4
YaST2 Control Center @
YaST2
03:18 pm
vmware

	Package	Summary	Installed
☐	kde4-plasmoid-quickaccess	Quick Access Plasmoid	(0.7.1-4
☐	kde4-plasmoid-quicklauncher	QuickLauncher Applet	(0.4-4.2
☐	kde4-style-phase	KDE Widget Style	(4.1.3-1
☑	kde4-superkaramba	Desktop Widgets	4.1.3-2.
✓	kde4-sweeper	KDE Privacy Utility	(4.1.3-2
☐	kde4-webkitpart	WebKit render engine for Konqueror	(4.1.1.s
☐	kde4-yakuake	Retractable Terminal for KDE	(2.9.4-8
☐	kdeaccessibility3	Tools for Handicapped People to U...	(3.5.10-
		Monochrome icons for KDE	(3.5.10-
		kdeaccessibility Base Package	(4.1.3-1
		Monochrome Icon Set for KDE	(4.1.3-1
		Additional Modules for Atlantik	(3.5.10-

We choose KDE4-Sweeper. Once we have a green check in all the programs we want, select the Accept button. If additional items are listes, select Continue or Accept.

Helps clean unwanted traces the user leaves on the system.

Supportability: unknown

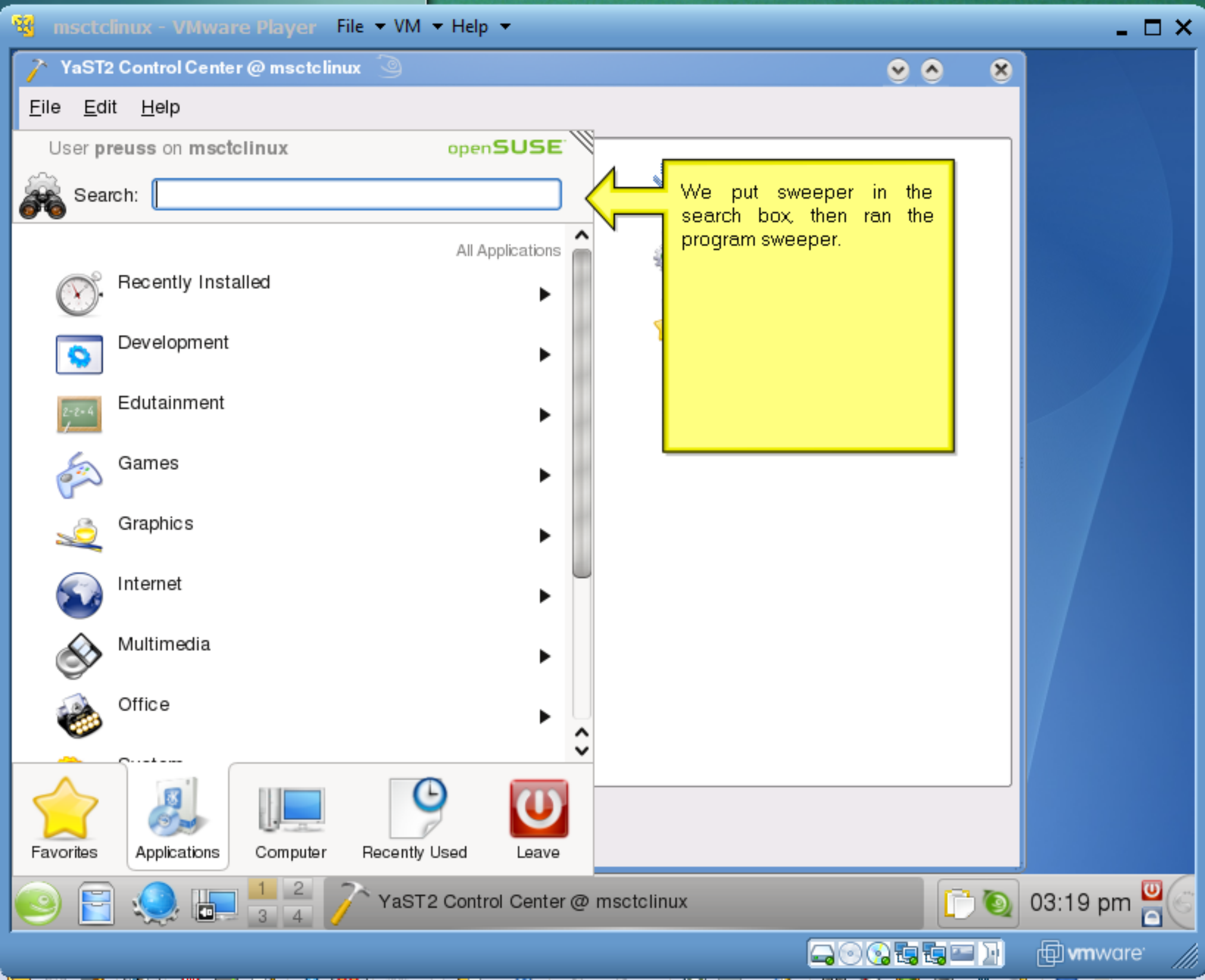

We put sweeper in the search box, then ran the program sweeper.

msctclinux - VMware Player
File
VM
Help
YaST2 Control Center @ msctclinux
File
Edit
Help
User preuss on msctclinux
openSUSE
Search:
All Applications
Recently Installed
Development
Edutainment
Games
Graphics
Internet
Multimedia
Office
Favorites
Applications
Computer
Recently Used
Leave
1
2
3
4
YaST2 Control Center @ msctclinux
03:19 pm
vmware

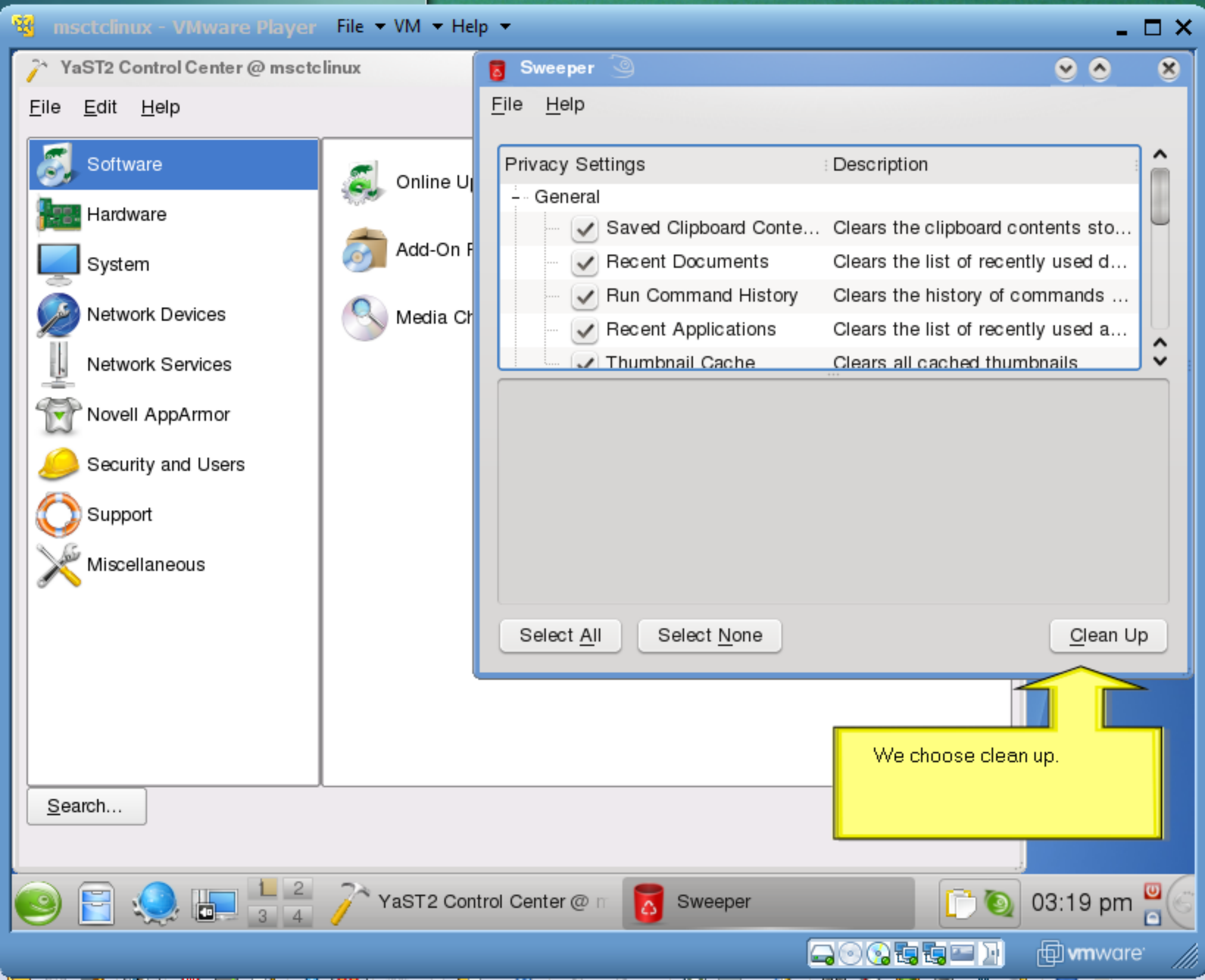

msctclinux - VMware Player
File
VM
Help
YaST2 Control Center @ msctclinux
File
Edit
Help
Software
Hardware
System
Network Devices
Network Services
Novell AppArmor
Security and Users
Support
Miscellaneous
Search...
Online U
Add-On F
Media Ch
Sweeper
File
Help
Select All
Select None
Clean Up
YaST2 Control Center @ m
Sweeper
03:19 pm
vmware

Privacy Settings	Description
General	
☑ Saved Clipboard Conte...	Clears the clipboard contents sto...
☑ Recent Documents	Clears the list of recently used d...
☑ Run Command History	Clears the history of commands ...
☑ Recent Applications	Clears the list of recently used a...
☑ Thumbnail Cache	Clears all cached thumbnails

We choose clean up.

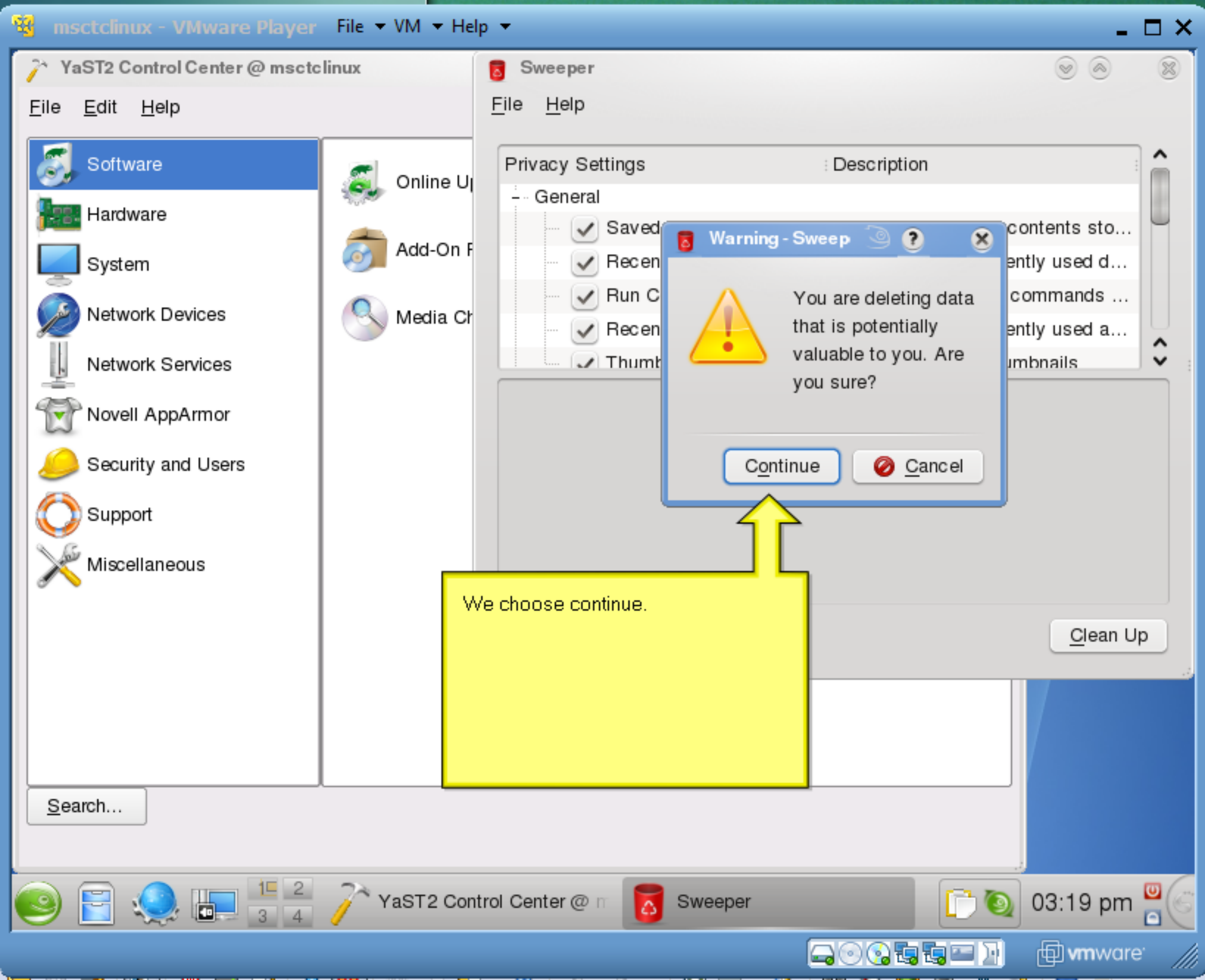
msctclinux - VMware Player
File
VM
Help
YaST2 Control Center @ msctclinux
File
Edit
Help
Software
Hardware
System
Network Devices
Network Services
Novell AppArmor
Security and Users
Support
Miscellaneous
Search...
Online U
Add-On
Media Ch
Sweeper
File
Help
Privacy Settings
Description
General
Saved
Recen
Run C
Recen
Thumb
contents sto...
ently used d...
commands ...
ently used a...
umbnails
Clean Up
Warning - Sweep
Continue
Cancel
YaST2 Control Center @ m
Sweeper
03:19 pm
vmware

You are deleting data that is potentially valuable to you. Are you sure?

We choose continue.

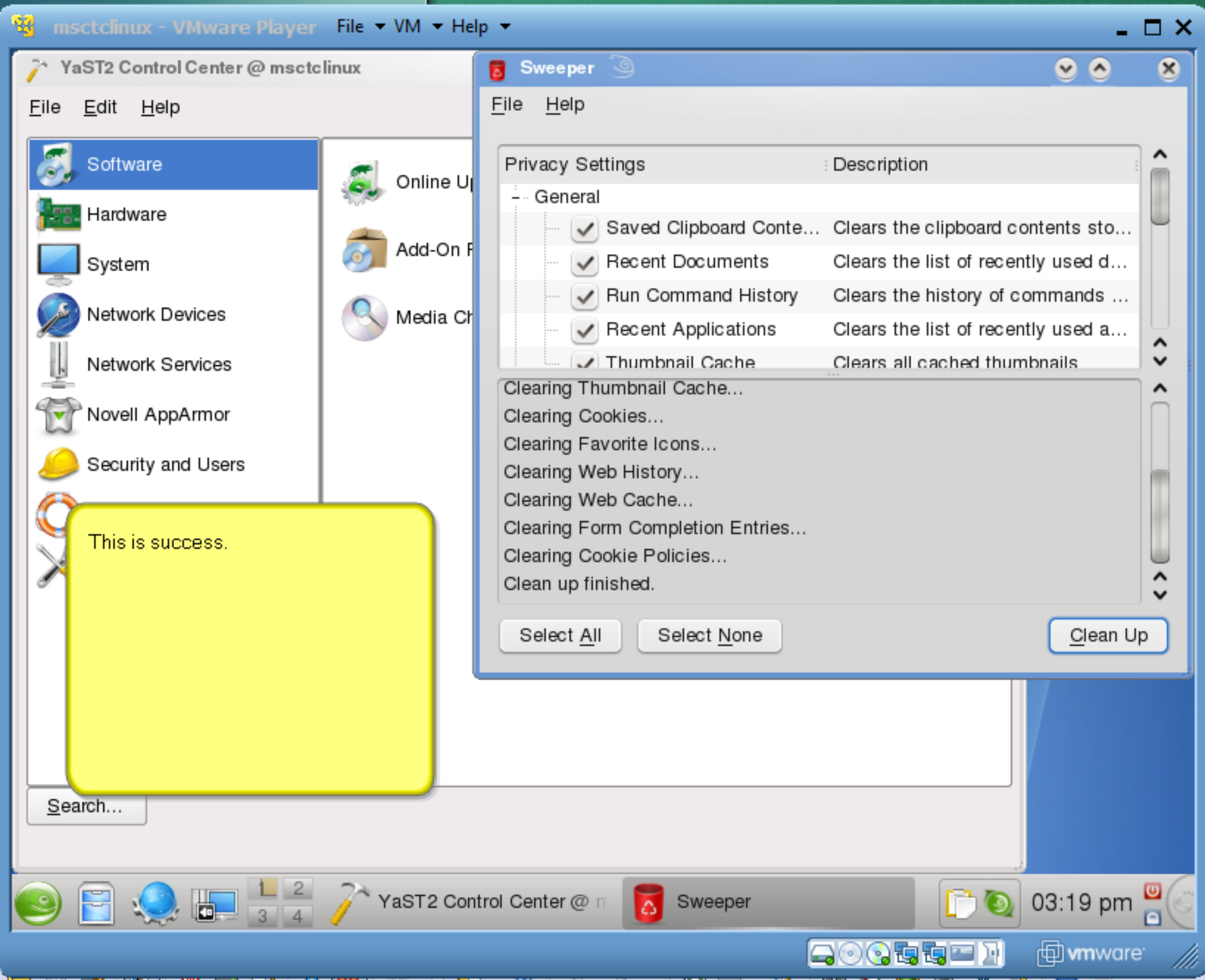
msctclinux - VMware Player
File
VM
Help
YaST2 Control Center @ msctclinux
File
Edit
Help
Software
Hardware
System
Network Devices
Network Services
Novell AppArmor
Security and Users
Online U
Add-On F
Media Ch
Search...
Sweeper
File
Help
Select All
Select None
Clean Up
YaST2 Control Center @ n
Sweeper
03:19 pm
vmware

Privacy Settings	Description
− General	
✓ Saved Clipboard Conte...	Clears the clipboard contents sto...
✓ Recent Documents	Clears the list of recently used d...
✓ Run Command History	Clears the history of commands ...
✓ Recent Applications	Clears the list of recently used a...
✓ Thumbnail Cache	Clears all cached thumbnails

```
Clearing Thumbnail Cache...
Clearing Cookies...
Clearing Favorite Icons...
Clearing Web History...
Clearing Web Cache...
Clearing Form Completion Entries...
Clearing Cookie Policies...
Clean up finished.
```

This is success.