

Successfully configure your Linux machine to use at least one language beyond the installed default language. Provide evidence of your completing each required step to configure another language. Provide evidence the alternate language is installed by showing the results of all upper case, lower case, and special characters.

Desktop Folder

User **preuss** on **msctclinux** **openSUSE**

Search:

Administration

- YaST
- Install Software
- System Information

Places










- Home
- Network
- Root
- Trash









Favorites Applications Computer Recently Used Leave

Once again, we will start YaST.

1 2
3 4

03:23 pm

-  Software
-  Hardware
-  **System**
-  Network Devices
-  Network Services
-  Novell AppArmor
-  Safety
-  Safety
-  Maintenance

-  /etc/sysconfig Editor
-  Boot Loader
-  Date and Time
-  Kernel Settings
-  Language
-  Partitioner
-  Power Management
-  System Backup

We choose System group in YaST, then Language.

Search...

Languages

Primary Language Settings

Primary Language

English (US) ▼

Details

Adapt Keyboard Layout to English (US)

Adapt Time Zone to /US/Eastern

Secondary Languages

- English (UK)
- English (US)
- Estonian
- Finnish
- French
- Galician
- Georgian
- German
- Greek
- Gujarati
- Hebrew
- Hindi

We choose to install German and Greek. Then we choose OK.

Cancel

OK







Desktop Folder

User preuss on msctclinux

openSUSE

Search:

Favorites

-  Web Browser
-  Word Processor
-  File Manager
-  Configure Desktop
-  Help
-  Terminal

← We are done with YaST for now. We will now choose Configure Desktop.

 Favorites
  Applications
  Computer
  Recently Used
  Leave

Look & Feel

- Appearance
- Desktop
- Notifications
- Window Behavior

Personal

- About Me
- Accessibility
- Default Applications
- Regional & Language

Network & Connectivity

- Network Settings
- Sharing

Computer Administration

- Date & Time
- Display
- Keyboard & Mouse
- Sound

In Configure Desktop, we will choose Regional & Language.

Country/Region & Language

Keyboard Layout

ABC

We choose Keyboard Layout. We added German and Greek to the Active Layouts. Do have Show country flag checked. Then check apply.

Keyboard Layout

Enable keyboard layouts Indicator only Disable keyboard layouts

Indicator Options

Show country flag Show indicator for single layout

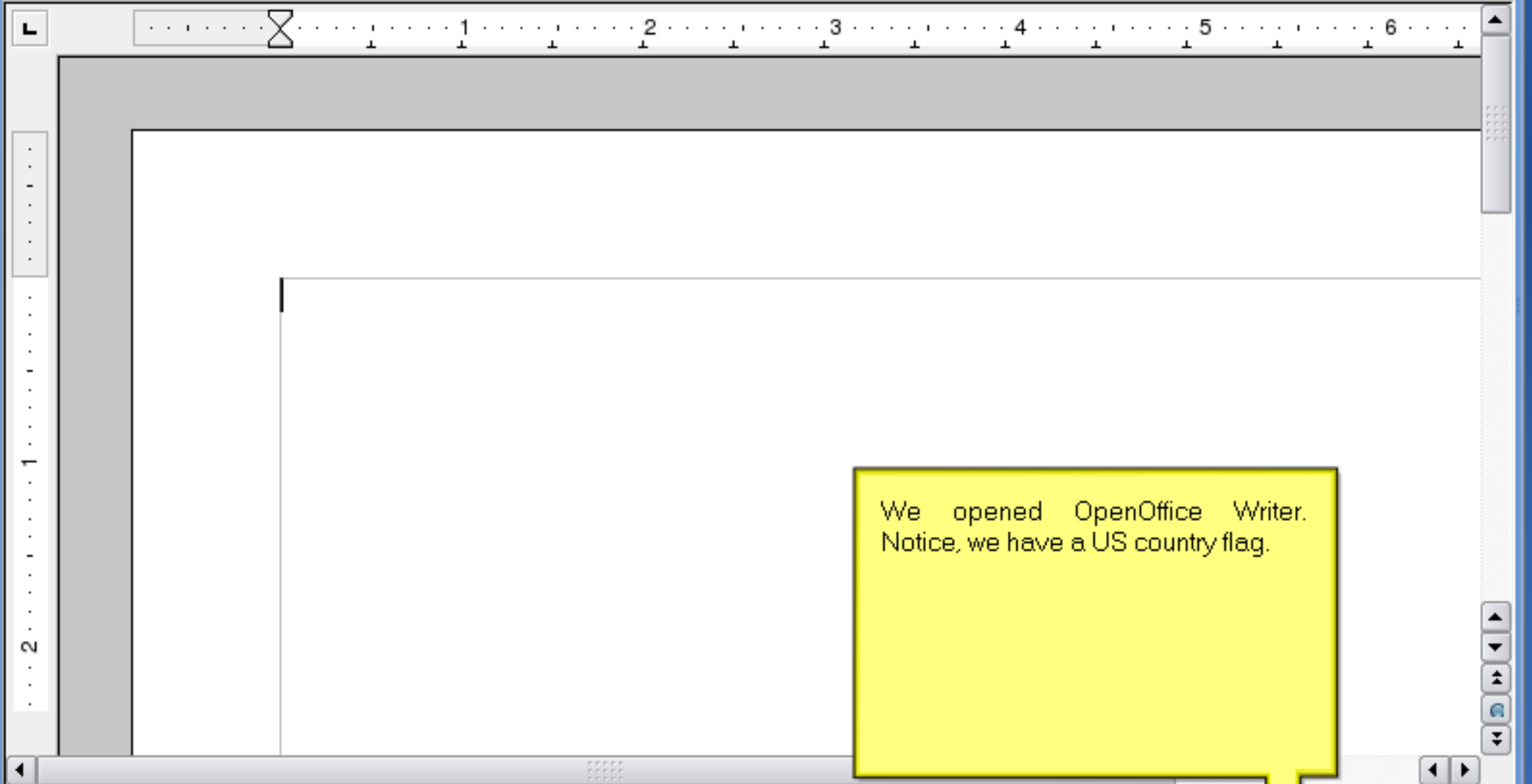
Keyboard model: Generic 104-key PC

Available layouts: Active layouts:

Layout Name	Ma	Layout Name	Map	Variant	Label
gh Ghana	gh	USA	us		us
gr Greece	gr	Germany	de		de
gn Guinea	gn	Greece	gr		gr

Layout variant: Label:

Command: setxkbmap -model pc104 -layout us,de,gr -variant ..

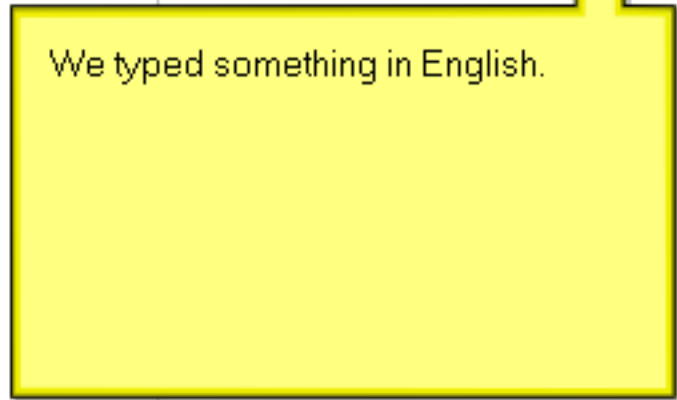


We opened OpenOffice Writer.
Notice, we have a US country flag.



Default Nimbus Roman No9 L 12 B I U

This is a test of US English.



We typed something in English.



Default Nimbus Roman No9 L 12 B I U

This is a test of US English.

We clicked on the flag. This changed the flag to German.

Application Launcher Favorites, applications, computer places, recently used items and desktop sessions

File Edit View Insert Format Table Tools Window Help

Default Nimbus Roman No9 L 12 **B** *I* U

This is a test of US English.
 This is a test of German, just for preuß
 qwertzuiiooppppppüüüüüüü+#ASDFGHJKJLKÖÄÄÄ
 yxcvbnm,n.....--

← We ran our finger over the keyboard. We now have some German characters.



This is a test of US English.
This is a test of German, just for preuß
qwertzuiiooppppppüüüüüüü+#ASDFGHJKJLKÖÄÄÄ
yxcvbnm,m.....--

We clicked the flag again. We now have the Greek flag.

File Edit View Insert Format Table Tools Window Help

Default Nimbus Roman No9 L 12 **B** *I* U

This is a test of US English.
 This is a test of German, just for preuß
 qwertzuiiooppppppüüüüüüü+#ASDFGHJKJLKÖÄÄÄ
 yxcvbnm,m.....--
 Τηλοισα τεστ οφ Γρεεκ.

We pressed some keys and we now see Greek characters.



..... 1 2 3 4 5 6

This is a test of US English.
 This is a test of German, just for preuß
 qwertzuiiooppppppüüüüüüü+#ASDFGHJKJLKÖÄÄÄ
 yxcvbnm,m.....--
 Τηλοσατεστ οφ Γρεεκ.
 We are now back to English|

..... 1

..... 2

We clicked on the flag again. Now we are back to English.